

## How to Pay Your Fees - VU Sydney and VU Brisbane

You need to pay your tuition fees through the [ECA VU Meshed HE Portal](#), which uses the [Flywire Payment Platform](#) to process payments.

*Important:* Do **not** pay your fees through the [MyVU Portal](#).

---

### Step 1: Log in to the ECA VU Meshed HE Portal

1. Go to <https://ecavu.meshedhe.com.au>
2. Enter your ECA VU Meshed HE ID (e.g. 2025xxxxx) and password, then click Login.
  - For first-time users, your password is your date of birth in the format *ddmmyyyy*
  - Do not use your VU ID (e.g. s860xxxxx).

Login

Enter your login information below, then select Login  
\*All fields are required

Username

Password

Keep me logged in

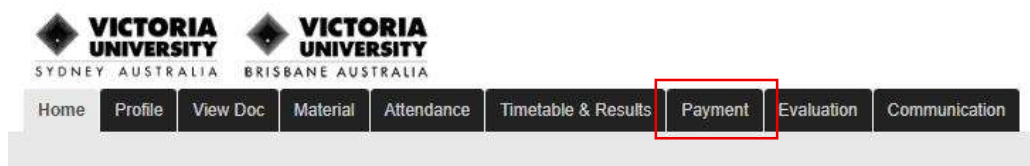
Login Cancel


Download on the App Store GET IT ON Google Play

---

### Step 2: View Your Fees

1. On the Home page, click the Payment tab.





### Step 3: Check Your Payment Summary

On the Student Payment Summary page, you can:

- View your total outstanding fees (Invoice Due Amount).
- See a list of all invoices.
- Review any past payments.

**Student Payment Summary Page**

**Student & Course Info**

Student ID: 202500002 Student name: Mrs Test Student  
Courses enrolled: NBIT : Bachelor of Information Technology-17/02/2025 - Enrolled  
Campus Name: Sydney Campus (Sydney City)  
Agent Name: Victoria University Sydney and Brisbane  
Course Duration: 17/02/2025 - 13/02/2028 (156 Week) Status: **Enrolled**  
Total Course Fee: \$73,920.00 Total Fee Paid: \$2,843.75  
Total Course Fee Balance Due: ~~\$71,076.25~~ Course Miscellaneous Fee Due: \$0.00  
Invoiced Due Amount: **\$8,531.25** Total Miscellaneous Fee Due: \$0.00


**Tuition Fee Payments**  
Invoice schedule(s) for student: 20201940, Course(s): NBIT

Invoice Due Date	Invoice Number	Invoice Start Date	Fees	Invoice Cr.	Fee Paid	PayFees Online
07 Mar 25	78073	24 Feb 25	\$2,843.75	\$0.00	\$2,843.75	
04 Mar 25	78073	24 Mar 25	\$2,843.75	\$0.00	\$0.00	<b>Pay Now</b>
09 May 25	78073	28 Apr 25	\$2,843.75	\$0.00	\$0.00	Pay Now
06 Jun 25	78073	28 May 25	\$2,843.75	\$0.00	\$0.00	Pay Now

Make a note of the amount due as you will need to enter this manually into the Flywire platform. When you are ready to pay, click the Pay Now button next to the relevant invoice. This will take you to the [Flywire Payment Platform](#) (make sure you have pop-ups enabled).

### Step 4: Enter Payment Details in Flywire

1. In the Your Payment page, select the country you are paying from.
2. In the 'Tuition Fee' section, enter the amount you wish to pay, as noted in the previous step (the amount due as shown in your Meshed HE Portal).
3. Click Next.



## Your payment

The payment will come from

Country or region\*  
Australia

Victoria University, Sydney and Brisbane receives

Leave fields blank where not applicable

AS Tuition Fee\*  
1,000.00

AS Enrolment Fee\*  
0.00

AS Course Material\*  
0.00

AS OSHC\*  
0.00

AS Graduation Fee\*  
0.00

AS Postage Fee\*  
0.00

AS Other\*  
0.00

Total: A\$1,000.00

Amount will be formatted in the destination currency, in this case Australian Dollars, i.e. 10,000.00 for ten thousand AUD.

Next →

## Step 5: Choose a Payment Method

Select the payment option you want to use from the available list.

*A small surcharge may apply for payments made by debit or credit card.*


## Select your preferred payment method

Best Price Guaranteed Subject to terms and conditions

Bank Transfer in Australian Dollars (AUD) A\$1,000.00	Select
IBIT in AUD A\$1,000.00	Select
Credit Cards in AUD - Australian Issued Cards Only A\$1,007.50 Includes a\$150 fee	Select
Credit Cards in AUD - Australian Issued Cards Only A\$1,012.50 Includes a\$12.50 fee	Select


I want to pay in another currency

← Previous



## Step 6: Enter Payer Information

- Fill in the required details.
- Tick the box confirming you agree to Flywire's [Terms of Use](#) and [Privacy Policy](#).
- Click Next.

 Help Log in English

---

### Payer information

Please provide the details of the person whose card/bank account will be used to pay.

[\*] required field

Email *	First name *
Middle name	Family name *
Address 1 *	Address 2
City *	State / Province / Region
Zip code / Postal Code	+61 Phone number *

Receive text notifications on your payment status


I would like to receive emails from Flywire about future discounts, promotions and offers

I have read, understand, and agree to the Flywire [Terms of Use](#) and [Privacy Policy](#)

[← Previous](#) [Next →](#)

## Step 7: Provide Student Information

- Enter all requested details.
- In the Offer ID/Student ID section, enter your **ECA VU Meshed HE ID**.
- Click Next.

 Help Log in English

---


### Information for Victoria University, Sydney and Brisbane

[\*] required field

#### Student Information

First Name *	Last Name *
Date of Birth * dd/mm/yyyy	Student Email Address *
Offer ID/Student ID *	

[← Previous](#) [Next →](#)



## Step 8: Review and Confirm Your Payment

- Carefully check all details on the Review and Confirm page.
- Once you have confirmed your payment details are correct, click Pay.

**Review and confirm payment information**

**Payment information**

You will send	Tuition fee
AS1407.00	AS1500.00
<small>Victoria University Building and</small>	<small>Student fee</small>
<small>Services (GST Inclusive)</small>	<small>AS1400.00</small>
<small>Country or region</small>	<small>Country code</small>
Australia	6602
	<small>Student fee</small>
	AS50.00
	<small>Student fee</small>
	AS50.00
	<small>Student fee</small>
	AS50.00

**Payment method**

You selected  
**Debit Cards in AUD - Australian Issued Cards Only**

**Payer information**

First name	Last name
Text	*
Address 1	Address 2
Text	123 4
	567 8
Address 2	City
*	Sidney
State / Province / Region	Post Code / Postal Code
234	567
Country	Phone Number
Australia	+610876543214
Email	
abc@gmail.com	

**Student information**

First Name	Last Name
Text	Text
DOB (YYYY-MM-DD)	Office ID/Student ID
19/10/2000	200000
Student Email Address	
Text@gmail.com	

We will use abc@gmail.com and +610876543214 to contact you for notifications and any payment-related issues with details.

[← Previous](#) [Pay](#)

- Enter your payment details, ensure they are correct and press Pay.

**Debit/Credit card payment:** Enter your payment details, ensure they are correct and press Pay:

**Payment details**

First name Last name


Card number

Expiry date (MM/YY) CVV

**Pay**

Please note, we will perform a 0.00 authorization to validate your card before we finalize your transaction, is a common practice.

[← Previous](#)



# VICTORIA UNIVERSITY



**Bank Transfer:** Read the instructions carefully and complete your bank transfer to Flywire through your bank's online portal:

The screenshot shows a payment page for Victoria University. At the top, it displays 'AS\$1,000.00' on both sides. Below this, there's a 'PAYMENT PENDING' status and a 'Payment ID: VYC86827314'. The main heading is 'Complete your bank transfer to Flywire now!'. A warning icon indicates that funds must be transferred before January 15, 2026. The form contains the following details:

Amount to pay	AS\$1,000.00
Reference / Payment ID	VYC86827314
Bank/Branch Information / Reference	VYC86827314 - Victoria University Sydney and Brisbane
Beneficiary/Recipient Name	FLYWIRE (SINGAPORE) PTE LTD
Beneficiary/Recipient Account Number	234504019
BSB (Bank State Branch)	242000
Beneficiary/Recipient Bank	Citibank, N.A. (Sydney Branch)
Beneficiary/Recipient Bank Address	2 Park Street, SYDNEY NSW 2000, Australia


Additional instructions and notes are provided below the form, including a deadline of 2-3 business days and a warning about not using the reference ID more than once.

**BPAY:** Read the instructions carefully and complete your bank transfer to Flywire through your bank's online portal:

The screenshot shows a payment page for Victoria University. At the top, it displays 'AS\$1,000.00' on both sides. Below this, there's a 'PAYMENT PENDING' status and a 'Payment ID: VYC264654616'. The main heading is 'Complete your payment'. A brief explanation of BPAY is provided, along with a note that it will take 2-3 business days. The form contains the following details:

Amount to pay	AS\$1,000.00
Reference / Payment ID	VYC264654616
BPAY Customer Reference	924831526946092674
BPAY Biller Code	266957
BPAY Biller Name	Flywire - CohortGo

Additional instructions and notes are provided below the form, including a note to include the Payment ID in the description when paying from a bank.



## Step 9: Payment Confirmation and Receipt

- You can download your receipt from the Payment Confirmation page.
- Flywire will send confirmation and tracking details via email.
- Email updates include a tracking link (valid for 90 days) to check your payment status.
- If you choose, you can also receive SMS updates when funds are received and transferred.
- You can track all payments in the “My Payments” section of your Flywire account if you create one.

Please note, payments made via Flywire can take up to 5 business days to be processed.